


1. User Hub on Webex sites

User Hub was previously Webex sites, but with new features and improvements to the user experience. It's the now the single destination for user-specific settings for Calling, Meetings, and Devices. We've incorporated user-specific Meetings, Calling, and Device settings from settings.webex.com, myaccount.webex.com and CUP. User Hub also provides updated Profile and Settings tabs:

- Updated **Profile** management replaces **My Profile**.
- Settings now include new options for Meetings, Calling, and Devices.

It's available for all Enterprise and Online customers, free or paid in 43.8. It can be accessed by using the existing **sites** URL or by going to user.webex.com directly.

 This feature is available on an independent release cycle. Check status.webex.com/maintenance to see when it's available on your site.

2. Webcasts now support Kollektive eCDNs

Competitors like Microsoft Teams currently offer [multiple eCDN](#) options today. This is seen as a competitive advantage since it provides customers with several providers to choose from.

Starting in 43.8, webinars in webcast view now supports Enterprise Content Delivery Network (eCDN) from Kollektive which dramatically improves the streaming experience for hybrid users. We're excited about this collaboration with Kollektive. This revolutionizes the way organizations across the globe engage with their audiences, by delivering seamless and high-quality Webex webcasts at scale. Together, we're empowering businesses to connect and communicate with their employees, customers, and partners in ways never before possible.

3. Closed captioning and transcripts now in webcasts


Starting with the 43.8 updates, webcasts includes, closed captioning and transcripts.

- Similar functionality as webinars

- Available to all Webinar licenses
- On desktop (Windows and Mac), mobile will be available in a future update

4. Improvements to recordings transcript accuracy

Recording transcript accuracy is being enhanced. When multiple speakers are changing within a short span of time, the transcripts accurately represent the speaker.

 This feature is available on an independent release cycle. Check status.webex.com/maintenance to see when it's available on your site.

5. Playback bar revamp for the recording player

To enhance the ease of playback experience, the playback bar for the recording player is being enhanced to prioritize capabilities that help users skim through a recording faster.

This involves changing the position and icons of capabilities like playback speed, follow speaker, edit recording, and volume control for better access.

These changes reflect in the recording player on the web and in Webex App.

Ignored features from the above list:


1. Slido experience

 Slido isn't available in Webex for Government.

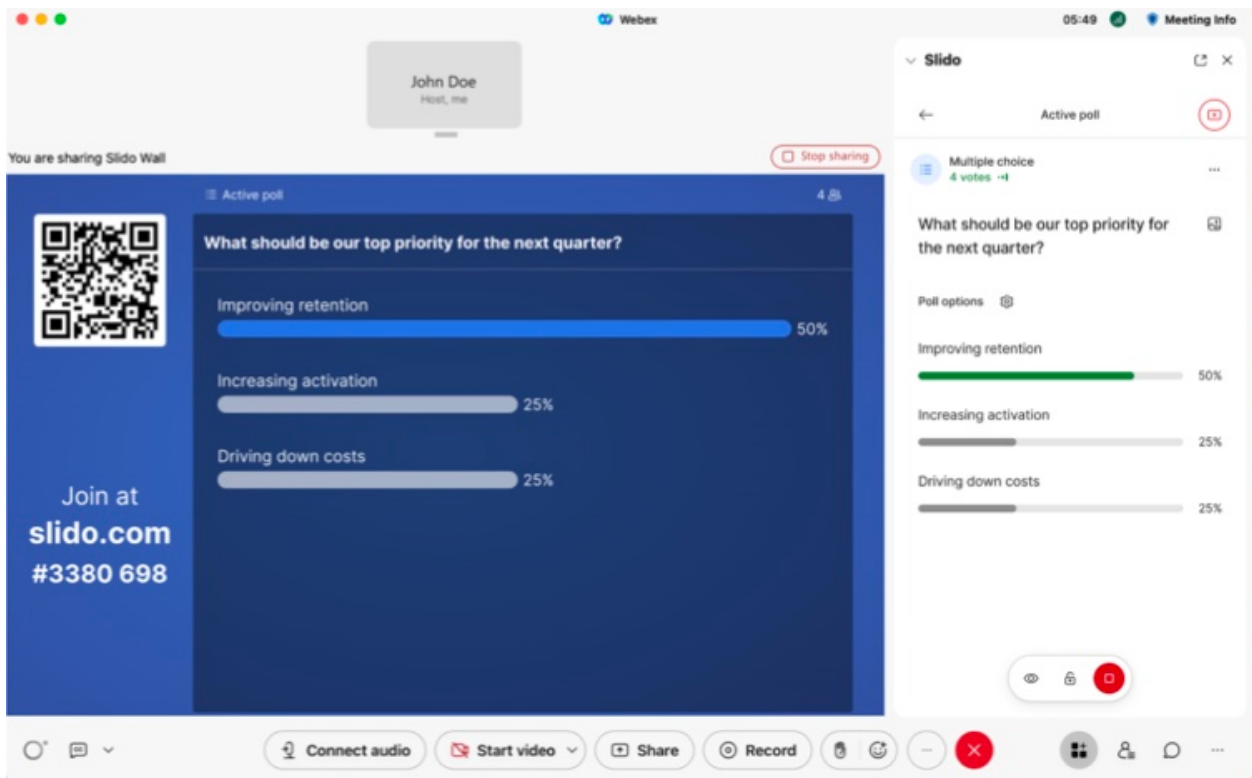
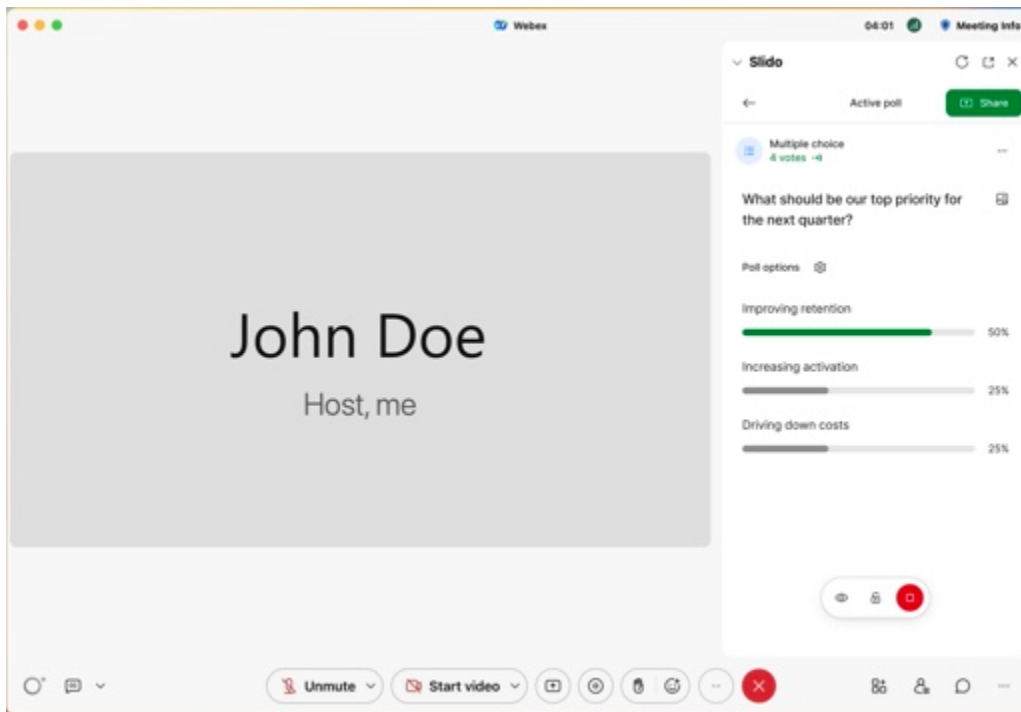
Here are the Slido enhancements coming this month. For more product details, see [Product News](https://community.slido.com/ideas-and-other-features-59/using-spaces-to-share-events-and-collaborate-2278) (<https://community.slido.com/ideas-and-other-features-59/using-spaces-to-share-events-and-collaborate-2278>).

 Slido releases aren't dependent on the Webex upgrade cycle.

Present Mode in Webex Meetings

 It was initially communicated that this feature would be available with the 43.8 update. However, this feature is delayed and will be available in a future update.

When you launch a poll, a green **Share** button appears. When you click it, you instantly start sharing Slido Present mode to your participants. After you click **Stop sharing**, you're no longer sharing Present mode with participants.



Feel free to share your feedback to support@slido.com.

Slido spaces

Spaces allow you to categorize and share meetings with your colleagues automatically - without the hassle of inviting everyone manually.

What's more, you can **say goodbye to an endless list of events in your dashboard**. Spaces let you organize your events based on a meeting type, project, team or app – whatever suits you best.

The screenshot shows the Slido dashboard interface. At the top, there is a navigation bar with 'My Organisation', 'User', 'Enterprise', a search bar, and 'What's new?'. Below this, the 'Events' and 'Academy' tabs are visible. A notification banner reads: 'New feature - Spaces are a new feature. Help us improve it with your [feedback](#).' The main content area is divided into 'Active' and 'Past' event lists. On the right, a 'Spaces' panel is highlighted with a green border. This panel includes a 'Create space' button with a right-pointing arrow, a list of existing spaces, and a green arrow pointing to the 'Create space' button. The spaces listed are:

- My space: Events in this area will not automatically be shared with anyone
- Exec: 1 event | 10 members
- HR: 5 events | 7 members
- Acme Training: 15 events | 3 members
- Accounting: 2 events | 6 members

For more information, see [Using Spaces to share events and collaborate](#).