

1. Use Webex Webinars to schedule webinars starting April 1st, 2023

Beginning April 1, 2023, you can no longer use Webex Events (classic) to schedule webinars, you must use Webex Webinars instead.


Webex Webinars allows you to host large-scale, customizable, and engaging, virtual events with innovative capabilities such as rich branding, high-motion video and audio, increased audience engagement with reactions, polling, Q&A, and breakout sessions, and advanced production and content management.

If you have any scheduled events with Webex Events (classic) that starts on April 1, 2023, or later, you can still start, manage, and cancel those events. However, you cannot change the date and time to be April 1st, 2023, or later.

- For more information, see [Get started with Webex Webinars](#) and [Compare Webex Webinars and Webex Events \(classic\)](#).
- For more information to disable Events (classic), see [Turn Webex Events \(classic\) on or off](#).

2. Webex streaming hosts and panelists can list, search, and expel attendees


Webcast hosts, panelists, and cohosts can now view the attendee list in webcast view, search for attendees through that list, and expel attendees from the webinar in webcast view using the list.

 This feature is available on a delayed release cycle. Check status.webex.com/maintenance to see when it's available on your site.


3. Attendance, registration, and survey data all in one report

Completed webinars now include a new report in the **Activity** tab called **Reports summary** which combines attendance, registration, and survey data all into one csv file. This report is all inclusive for the webinar data pipeline and saves hosts from the effort of viewing the three reports separately or combining them manually.

This report is visible once all three reports - attendance, registration (if applicable), and survey (if applicable) are generated.


 This only applies to polling and not Slido.

4. Devices can join webinars as attendees

 This feature is available in the 43.4 update, but was added after the initial April 2023 (43.4) features were communicated.

This update allows attendees to join webinars from RoomOS 11 devices that are cloud registered or using Webex Edge for devices. This is perfect for bringing employees together during webinars, such as company All-Hands. Attendees need to enter the webinar ID and password on the cloud connected device, then they can join the webinar as attendee.

For webinars that require attendees to sign in, only devices that are in the same Webex organization hosting the webinar can join if **Choose alternate host feature for Video conferencing systems in my organization can start and join meetings without a prompt** is enabled in Control Hub.

 This update doesn't support webinar with webcast view for attendees. This feature is dependent on devices running RoomOS April 11.4.x.

5. Webex Events (classic) recordings are retained in Webinars even after the migration to Webinars

Webex Events (classic) recordings are synced to the new view of recordings in Webinars after Webex Events (classic) is no longer available. The content of these recordings doesn't change, however, the look and feel is upgraded to include some of the brand-new features that Webinars has to offer.

6. Allow only one join per email for Webinars


Attendees can join a webinar once using one email address. This prevents uninvited attendees from using an email address that has been approved or invited to join the webinar.

7. Webinar presenters can share an MP4 file during the webinar

Webinar presenters can open and share an MP4 file to attendees during the webinar. This is an alternative way to share a video.

8. Host and cohost to have same privileges on webinar report page

To empower collaboration, cohosts can now access and download the same reports as the host from the webinar report page. Both hosts and cohosts can see the same tabs on the reporting page including attendance, registration (if required), survey (if any), activity (if any), recordings, and insights.

 Cohosts can only view reports if they are in the role of cohost when the webinar ends. Cohosts who didn't join the webinar or whose role is changed to attendee or panelist during the webinar can't access these reports.

9. Audio Watermarking

A new Audio Watermarking option is available when scheduling meetings based on the type of **Webex Meetings Pro-End to EndEncryption_VOIPonly**. When enabled, the meeting audio includes a unique identifier for each participant. The site administrator can upload audio recordings to Control Hub to identify the source that was recorded based on the presence of a unique audio watermark identifier.

This feature uses the organization's detailed meetings data to associate to the unique audio identifiers. The length of retention for the detailed meetings data will determine the length in which Control Hub can lookup unique identifiers for analyzed recordings. Audio recordings should be at least 100 seconds in length to be analyzed. Information is only provided for recordings hosted by the organization that is analyzing a recording. Recordings uploaded for analysis are deleted as soon as this analysis is complete.